

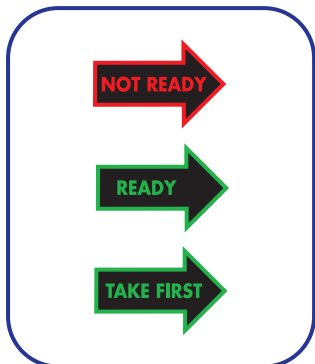


# Deodorant Comfort Bath<sup>®</sup>

8 washcloths/package  
with Skin Check<sup>™</sup> Guide



## Warmer Instructions



**1** To stock warmer, place one package in each slot.

Red "Not Ready" indicators will light up.

Within 2 hours, green "Ready" indicators will light up. These products are ready for use.

If green "Take First" indicators are flashing, use those packages first.

**2** Remove package for use when "Ready."



**3** Peel label back to remove washcloths. To bathe patient, use one washcloth for each area to be cleansed.



**4** Pull off Skin Check Guide if needed.

**5** Fill out info on back of Skin Check Guide and follow your reporting protocol.

## Recommended Bathing Procedure


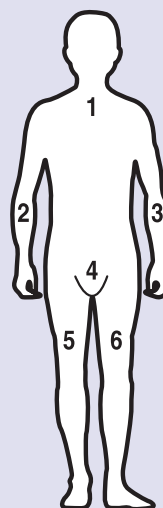
Use a clean washcloth for each area

### FRONT

1. Face, Neck & Chest
2. Right arm/Axilla
3. Left arm/Axilla
4. Perineum

### BACK

5. Right leg
6. Left leg
7. Back
8. Buttocks



**DO NOT FLUSH**

**DO NOT DISCARD CLOTHS IN TOILET**

See product package for complete information.

**CAUTION:** It is very important to check the temperature of the washcloths. If there is any indication that washcloths are excessively hot, do not use. Remember, gloves diminish your sensitivity to heat. During bathing, communicate with your patient to make sure each washcloth is at a comfortable temperature. Closely monitor heat level with infants, unresponsive or skin sensitive individuals.



www.sageproducts.com

800-323-2220